

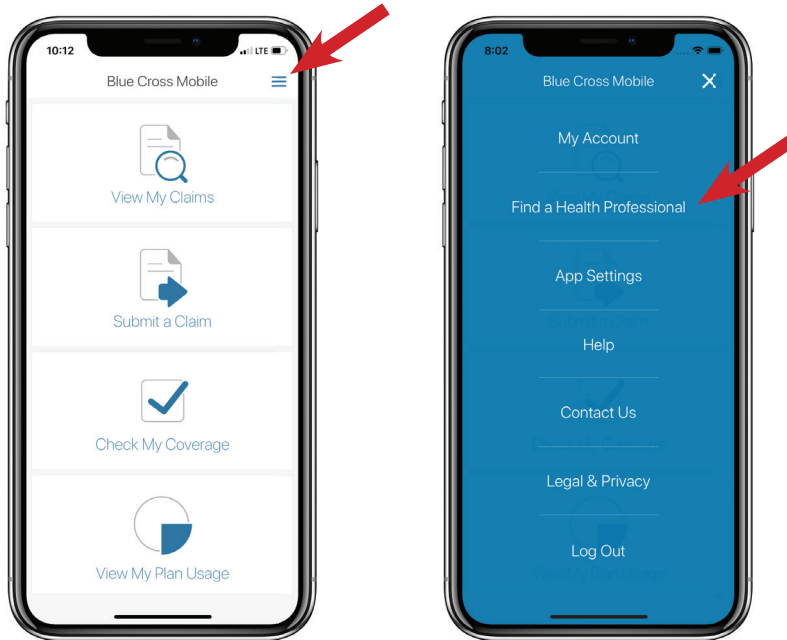
Medavie Mobile App

How to find a Medavie-approved health professional

These steps walk you through how to find a health professional using the Medavie Mobile app.

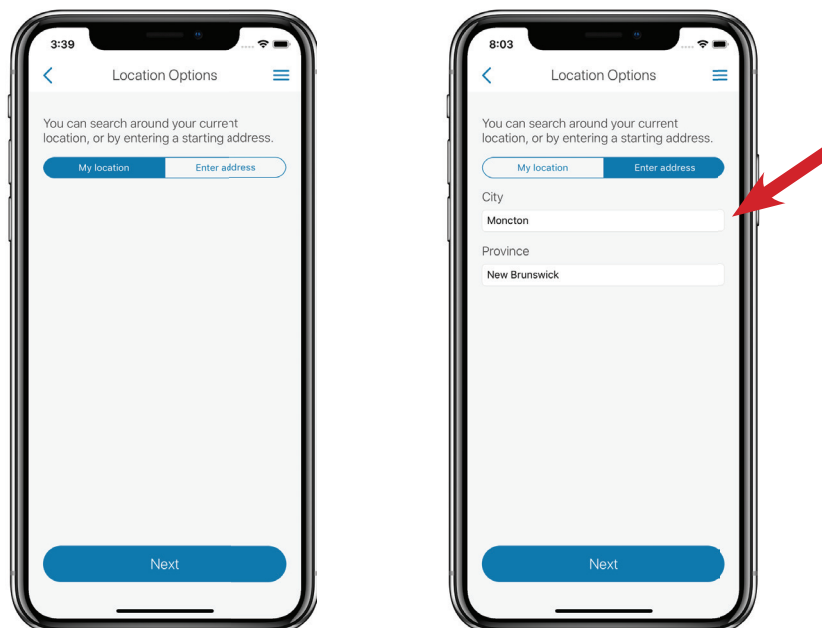
1. Open health professional search function:

From the app home screen click on the three horizontal lines in the top right corner. Select “Find a Health Professional”.



2. Choose location

Choose whether you want to look for health care providers in your current area, or add a different geographic area where you would like to search.



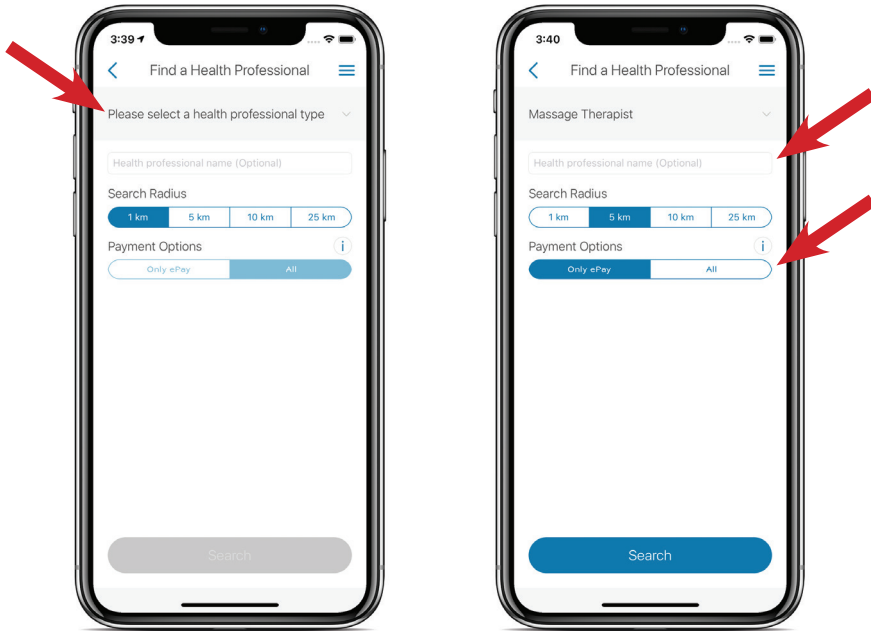
3. Enter your search criteria

Required:

Use the drop down to identify the type of service or health professional you are looking for

Optional:

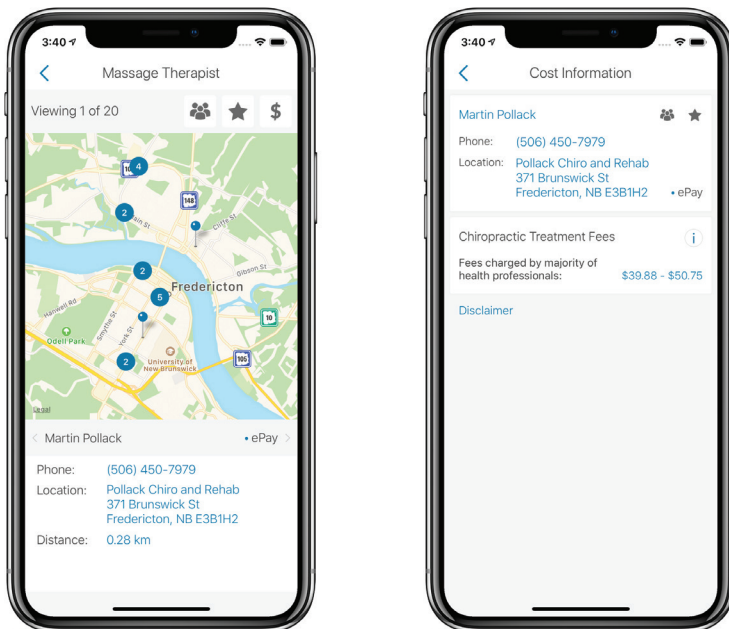
- In the field below you may also enter the name of the provider if you are looking for a specific professional



4. Review your results

You will receive a map of providers that match your specified criteria. If you leave the Health Professional name box blank, you will see all providers in your chosen geographic area. Zoom in on the map to see locations of specific providers in dense areas.

Touch the pin on the map to see the provider listing information.



You can also swipe left or right on the provider listing below the map to see more listings and their location on the map.

Most phones will allow you to call that provider directly if you tap on the phone number, or view a map of the location if you tap on the location address.

